

WATCHING LEMURS IN THE EASTERN PART OF MADAGASCAR

Where: Masoala, Tôlanaro, Lac Alaotra, Andasibe
When: October-November 2025 (5 weeks)
Who: Alex Schouten and Jeannette den Hertog

INTRODUCTION

This is our third visit to Madagascar. We are focusing mainly on areas we didn't visit on previous trips, or where we didn't see certain species back then. As usual, we arrange the trip ourselves as much as possible and (almost) never book a fully organized trip. There are two reasons for this:

- We travel slowly and often stay in the same place for at least 3 or 4 nights. We also schedule days where we do little and just relax. That is unthinkable on an organized trip, where the pace of travel is always (very) high. That is why we have not included a day-to-day schedule in this report.
- By organizing it ourselves, we save a lot of money. Moreover, Alex enjoys picking out the accommodations himself, for example.

A few things to keep in mind while reading this report:

- It is important to mention that we visited Madagascar shortly after the riots in September 2025. While other tourists were being evacuated from the country, we decided to give it a go. We made that decision after careful consideration. The riots were not directed against tourists and were confined to a small part of the center of the capital, Antananarivo. The biggest risk we took was that logistics would turn out differently than planned. But even that turned out not to be the case. While other major airlines stopped flying to Madagascar, the flights of Kenya Airways were still going and even on schedule. We were able to do everything we wanted; only the times of domestic flights were changed due to the curfew in Antananarivo. Because there were hardly any organized tours on the island during our visit, it was much quieter than usual. For instance, just the two of us were able to enjoy two long mornings together with the Indris in Andasibe, without a single other tourist! Amazing, isn't it?
- We focused entirely on the lemurs and did not specifically look for other mammals (tenrecs, small carnivores, bats, rats etc).
- Lemurs which we have seen are in **bold green** in this report, species we missed in **bold red** color.

We were quite successful with **24 species of lemur seen**. Yes, that is (much) lower than in a number of other reports on this website. But... given our way of traveling (relaxed, just specific areas, no thermal scope), that is perfectly logical. This report is primarily intended to show that organizing a trip to Madagascar yourself (as much as possible) can still yield a nice list of lemurs!



AREAS VISITED AND SPECIES SEEN

1) Masoala Peninsula


- **Masoala National Park**

You can only fly from Antananarivo to Maroantsetra once a week. Be aware that Madagascar Airlines states on its website that there are two flights per week, but one is often cancelled. There is no realistic alternative to flying, as it takes about four or five **days** to get from Tana to Maroantsetra by 4x4 car. We stayed at two places, namely L'Hippocampe Masoala (Masoala National Park) and the Aye-Aye Forest Camp (Parc Tropical de Farankaraina). We arranged both places ourselves and left it to the lodge owners to organize the transport from one lodge to the other.

To get to Masoala National Park, you have to cross the open sea from Maroantsetra by a private charter in a small boat. The trip takes about 1.5 hours (flat sea) to more than 2.5 hours (rough sea) and is incredibly expensive (€ 400 return for the two of us). Keep in mind that on most days the wind starts to pick up during the morning and the sea becomes rougher. Therefore, on the day of our arrival by plane in Maroantsetra, we could not travel directly to the Masoala Peninsula, but slept one night at l'Hippocampe in Maroantsetra. You can contact the owner, Madame Ginette (+261343611859 whatsapp), to arrange a visit to Masoala (guide, entrance fee, boat, hotel). She is the owner of both l'Hippocampe accommodations. The price of both accommodations is € 40 to € 45,- per night for a comfortable double room with private bathroom.

Although our boat trip to Masoala was in the (next) morning, it was quite something: high waves, strong winds, and actually irresponsible. Everything, absolutely everything, was soaking wet, and we even had a wave crash over us! Really not fun and just dangerous. On the way back from Masoala to Maroantsetra, the sea was as flat as a mirror....

We found Masoala a bit disappointing. All the lodges (a handful) are located in the same bay (Tampolo Bay), and there is also a small village there. So you don't get the feeling that you are in a very pristine area. Right beside our lodge was a school with screaming children and a teacher with a very loud voice. Moreover, the number of hiking trails in the National Park (always accompanied by your guide) is limited and the number of diurnal lemurs seen in the park during the walks was quite low. Although we spotted a Ring-tailed Vontsira.



Back to Maroantsetra with this (small) boat



Our lodge was right beside this village

Which lemurs did we see in Masoala:

- 1) **Red-ruffed lemur**. Easy to see and hear along the trail that starts at the north end of Tampolo Bay.
- 2) **White-fronted Brown Lemur**. One afternoon they showed up in the backyard of our lodge.
- 3) **Masoala Sportive Lemur**. Seen on every night walk.
- 4) **Greater Dwarf Lemur**. Seen on every night walk.
- 5) **Mouse lemur (species unknown)**. Seen on every night walk.

Keep in mind, the night walks only take place along the beach because it is not permitted to enter the national park at night.



White-fronted Brown Lemur



Red-ruffed Lemur



Mouse lemur in Masoala, species unknown



Masoala Sportive Lemur

Unfortunately, a family of **Masoala Woolly Lemurs** could not be found in their favorite tree on any of the three evening walks. We did not see the **Northern Bamboo Lemur**, but because we had already seen that species very well on a previous trip, we did not pay any (extra) attention to it.


- **Parc Tropical de Farankaraina**

From Masoala, we first sailed back to Maroantsetra. At the pier, the staff of the Aye-Aye Forest Camp were waiting to take us to their camp, a journey of about 1,5 hour by boat thorough canals. The Aye-Aye Forest Camp is, despite the name suggesting otherwise, not located in the forest but along the beach. The bungalows are simple, but spacious and clean with a private bathroom. The food was excellent. We paid about 260 euros per night for the two of us, including transport, food, guiding and accommodation. Quite expensive because the location is not far from villages etc. In the adjacent Parc Tropical de Farankaraina (20 minute walk from the Aye-Aye Forest Camp), bungalows were being (re)build in October 2025, but it is unclear to us whether they are finished by now and how they can be booked. Those bungalows are situated right in the middle of the forest where the Aye-Aye lives, and moreover, that camp employs excellent spotters who can find the Aye-Aye for you. The Farankaraina forest is only 18 km from the town of Maroantsetra and is easily accessible by motorized boats by sea or through canals. It represents a total area of 1,634 ha and has a very rich biodiversity, just like the neighbouring protected areas. The part which is accessible for tourist has an area of 150 ha.

On the first evening we tried to spot the Aye-Aye together with our guide Emile along the public road, but we didn't get any further than falling fruit. But we spotted the **Greater Dwarf Lemur** and many **Mouse Lemurs** (species still undescribed in this area). On the second and third evenings, we went to the 'Antongil camp' in Parc Tropical de Farankaraina. There, too, we failed to find The Aye-Aye, but on the last evening we struck lucky and were able to get a good view of the **Aye-Aye** after the spotters from the other camp had found them. What an amazing animal, we had good and prolonged observations!!! At this location, they are always high in the trees (20-25 meter) and are certainly not as easy to photograph as in Daraina. The Aye-Aye occurs in fragmented habitats, at very low population densities with large individual home ranges. While this endangered species is widespread around the island of Madagascar, true wild ones (not introduced on an island, not being fed by humans) are actually rarely

Northeast of the island – Antongil bay

- Maroantsetra district
- Protected Farankaraina forest and its neighbouring villages
- Bush villages along the Antanambalena River



Bungalow in Aye-Aye Forest Camp



Aye-Aye



Greater Dwarf Lemur

seen! For instance, most of the sightings on iNaturalist are from Palmarium on the east coast, but that place has a questionable reputation....

We didn't see the **Seal's Sportive Lemur**, but after the prolonged sighting of the Aye-Aye, we didn't spend much time or energy on it either. A reintroduction program of the **Red Ruffed Lemur** population with both translocated and captive born lemurs has been initiated since 2018 and is still on-going. We heard the Red Ruffed Lemurs a few times, but couldn't locate them.

Our advice is to check with a local tour operator whether the bungalows in Parc Tropical de Farankaraina (managed by the organization Antongil Conservation) are ready as they might be better value for money than the Aye-Aye Forest Camp and closer to the area where the Aye-Aye normally is found.

2) Tôlanaro

Tôlanaro must be the city with the most variations on the official place name. Besides the official name Tôlanaro, it is also known as Faradofay, Fort Dauphin, Taolanaro, Tholongar, Tolagnaro, Tôla, Tôlagnaro and Taolagnaro. 😊

In this region, which is easiest to reach by domestic flight from the capital, we visited 4 places:

- Domaine de la Cascade
- Berenty
- Nahampoana Reserve
- Sainte-Luce Reserve

We organized our stay at Domaine de la Cascade ourselves (<https://en.domainedelacascade.com>); for the other areas, we enlisted the help of Patrick Richard (+261 34 71 864 33, see mammalwatching.com for more information about him). He arranged a 4x4 car with an excellent driver, the accommodations (without food), and local guides for a period of 5 days for a reasonable price (€ 950 for the two of us). We really appreciated that Patrick was willing to organize just part of our trip. Guides often want to organize the entire holiday, but fortunately, he is very flexible in that regard.

The driver picked us up at Domaine de la Cascade and dropped us after 4 nights/5 days at our accommodation in Tolonaro at the end of the trip.

After reading the trip report of Alex Meyer (oct-nov 2023) we decided not to go to the mountain rainforest of Andohahela NP. Too challenging for an older couple (the hiking was described as difficult, often gradient, and rarely on well-maintained trails) and you have to camp (illegally) in the national park.



It is good to know that work is underway to improve the infrastructure in the southeast of Madagascar. Within a few years, the RN 12 from Farafangana to Tolonaro will be fully asphalted, and the many ferries across the rivers will be replaced by bridges. Because the RN10 (from Tolonaro to the west) is also being asphalted, it will likely become possible to take a beautiful circular route in the southeast of Madagascar, connecting to the RN17, within a few years time.

Domaine de la Cascade (<https://en.domainedelacascade.com/>)

This is a private area of 136 hectares, which is located about half an hour from Tolonaro. The biggest part of the property (110 ha) is low altitude primary forest, the other area is agricultural area (berries, vanilla, rice etc). This is a wonderful place to relax for a few days: a beautiful bungalow, (challenging) walks, a cool climate, good food, super-friendly staff, and affordable (€ 50,- night, incl breakfast). And all that just a half-hour drive from Tolonaro. Unfortunately, we didn't see any lemurs during our 4-night stay. We did hear them up close the first afternoon, but they fled immediately because the dog at Domaine de la Cascade chased them away... According to the owner, there are supposed to be 5 species of lemurs on the property, but it is not easy to spot them.

Berenty

Berenty is a well-known and touristy place and needs little introduction. Because the RN 13 was paved up to past Amboasary-Atsimo by the end of 2025, travel time from Tôlanaro is much shorter nowadays (now about 1.5 hours), and it is even possible to make a day trip from Tôlanaro. A 4x4 is not necessary during the dry season; the unpaved road from the RN 13 to Berenty is in good condition. We do not know what the overnight costs in the (excellent) bungalows are because it was part of Patrick's package. The prices for the food (which we had to pay for ourselves) were reasonable.



Along the road from Tôlanaro to Berenty there is a good place to see the **White-footed Sportive Lemur**. The Andohahela Ticket Office (-25.017439, 46.6506309) is the place to buy tickets to enter this part of the Andohahela National Park. This part of the park was unfortunately still closed due to a hurricane that had passed over the area six months earlier. Due to fallen trees lying across the path, visiting the park was not permitted. Grrrr.....

We slept one night in Berenty, and that was sufficient for us. Once you have registered in Berenty, you are assigned a guide for the duration of your stay. Formally, you are not allowed to hike in the forest without a guide, but this is not enforced. So, we hiked both with and without a guide. The diurnal lemurs (**Verreaux's Sifaka**, **Ring-tailed Lemur**, and the **'Berenty' brown lemur**) are easy to spot. A small group of *Eulemur fulvus* (common brown lemurs) and *Eulemur rufifrons* (red-fronted lemurs) were introduced in 1974. Since then, they have established themselves here and interbreed. Because the population has grown rapidly and they compete with native lemurs, scientists are actively engaged in population management of these ' , such as the use of contraception. The Sifaka's are already present in the low around the camp.



Petter's Sportive Lemur




'Berenty brown lemur'

Our guide was 'lazy', uninspiring, and unable to answer many questions. For instance, he asked us which nocturnal lemurs we wanted to see (**Petter's Sportive Lemur**, **Gray-Brown Mouse Lemur** were are targets), walked straight to the places where he usually spots them and 45 minutes later the nocturnal walk was over. He didn't want to show us the Gray Mouse Lemur because we told him we already had seen that on another trip... Berenty is frequently visited by tourists who know little about lemurs and only come to see the dancing Verreaux's sifakas. That dancing across the parking lot happens early in the morning, and our guide didn't bother to warn us when we needed to be ready at the parking lot. Fortunately, we noticed ourselves that the sifakas were already in the bushes around the parking area....

We were incredibly lucky that there were hardly any other tourists in Berenty and that we had the lemurs almost 'to ourselves'. All in all a nice place to visit: well organized, easy accessible, nice bungalows and full of lemurs. But it didn't leave an unforgettable impression because the guide was too 'smooth and uninterested'.



Verreaux's Sifaka



Nahampoana Reserve

In our opinion, this is a hidden gem. Although this forest reserve is located just a fifteen-minute drive from the city, we stayed there for 2 nights and not in the city itself. Why? Because it makes night walks easier and because it is a pleasant and affordable place to stay. The rooms are fine (private bathroom, hot water, clean+ comfortable bed), the older lady who runs the lodge is very friendly and the food is good. When we were planning our trip (spring 2025), no contact information could be found for this forest reserve. Nowadays, they have their own website (<https://nahampoanareserve.com>), and you can easily plan a visit yourself. Nahampoana can arrange a local guide for you. The road towards Nahampoana is upgraded to a wide asphalt road, so no 4x4 needed.


We saw 4 species of lemurs during the day and night walks:

- **Collared Brown Lemur**. This is a beautiful species, which is quite easy to see in Nahampoana.
- **Rusty-gray Lesser Bamboo Lemur**. They live, among other places, in the bamboo growing directly behind the accommodation. They are surprisingly difficult to find here because they make hardly any sound, are small, and are dark colored.
- **Anosy Mouse Lemur**. Seen a few times during a (guided) night walk.

- **Greater Dwarf Lemur.** Seen a few times during a (guided) night walk.

In the beginning, we went along with a guide during the day, but after that, we were able to walk around in the forest on our own, something that is rarely possible in Madagascar!

In addition to the lemurs that naturally live in the forest, 2 species have been introduced in the past to increase the park's attraction value. These are the **Ring-tailed Lemur** and **Verreaux's Sifaka**. They are easy to find and the ring-tailed lemurs come to the restaurant in the morning to look if they can steal some fruits from your breakfast...



Collared Brown Lemur



Rusty-gray Lesser Bamboo Lemur

Sainte-Luce Reserve

The route from Nahampoana to Sainte-Luce (located on the coast) was much shorter than expected because the roads have improved significantly. The accommodation suggested by Patrick, opposite the entrance to the Sainte-Luce forest reserve, was too basic for us. Not that we are looking for luxury, but the mattress could only be reached via a steep set of stairs and the toilet was 30 meters away in the garden. Not really suitable for older people. Fortunately, nearby Vah'Inn Evasion (see Google maps) met our expectations much better. For about 30 euros, we had a bungalow with a private bathroom right on the beach. We are visiting Sainte-Luce primarily for the Southern Woolly Lemur and the Thomas' Dwarf Lemur. From our accommodation, it is a 10 to 15 minute drive to entrance of the Sainte-Luce reserve (-24.78024, 47.17000). Together with a local guide and our driver, we headed into the forest at night. Due to the sandy ground, there are no large trees in the forest, but many many small trees, which doesn't make searching for the lemurs easier. We are not using a thermal scope and are trying to find the nocturnal lemurs using the old-school method (headlamp and flashlight). The **Thomas' Dwarf Lemur** was found fairly quickly, but the Woolly Lemur didn't show itself for a long time. When it started raining as well, the chances of seeing it became slim. But fortunately, our driver spotted a family of **Southern Woolly Lemurs** in a tree just before we reached the car! Mission accomplished!

3) Lac Alaotra

From Tolanaro, we fly back to the capital to begin the final leg of the trip: Lac Alaotra and Andasibe. We had planned to rent a car ourselves for this leg, but that turned out to be more expensive than renting a car (4x4) with a driver. We arranged the car with a driver through MadaAssist (<https://madaassist.com>), an organization that handled our request quickly, correctly, and professionally. The payment was also well arranged (via Stripe). We paid € 505,- for 9 days 4x4 car rental (incl. food and lodging for the driver, excl fuel).

Camp Bandro is located on Lac Alaotra, about 300 km from Antananarivo. Most of the route is paved, but the RN2 in particular is busy, so the average speed is low. The RN44 underwent an upgrade a few years ago and has become a very good road up to the junction with the RN3A. The last 50 km are unpaved, but perfectly manageable. The camp was set up to provide accommodation for tourists who want to spot the Lac Alaotra Bamboo Lemur. There are about 6 bungalows on the grounds, there is a shared shower and toilet and a restaurant available. Not many tourists come here because it is off the beaten tourist track. You can get in touch with Camp Bandro via the FB page (see picture). We were unlucky that a group of young English backpackers (about 12 tourists) arrived a few hours after us. The peace was over, and the sanitary facilities are not designed for such a large group of tourists.... The next morning, you have to get up very early and be in a canoe by sunrise to go looking for the lemurs. The place where the canoes depart is located about 1.5 km from Camp Bandro. It is not easy to find the lemurs in the dense vegetation from the canoe. Bamboo lemurs hardly make any sound and are not very agile. After canoeing for over 2 hours (with a guide and a boatsman), we saw one lemur jump across a small channel through the vegetation and saw one sitting in the dense vegetation. Unfortunately, the backpackers' canoes were also there during that last sighting. We could barely see the lemurs and couldn't take a photo at all, but the backpackers didn't have the courtesy to make way for our canoe. Anyway, a worthless sighting of a critically endangered lemur. The reed beds of Lac Alaotra are slowly but surely being converted into rice fields, and the lemurs then have to try to survive in the narrow strips of vegetation between the rice fields. If you look at an aerial photo of the area, you can clearly see that the large reed beds are slowly disappearing due to the hunger of humans...

Although we didn't have such a good experience, this is a place absolutely worth visiting. When booking, do ask if there isn't a large group coming on the same dates...



Bandro Company: Alaotra-Mangoro/ Madagasikara

3,8 d. volgers • 62 volgend

Lac Alaotra, Parc Bandro, Camp Bandro, Arts Malagasy, Produits Sihanaka

Reisorganisatie \$



Starting point of the canoe trip

4) Andasibe

Andasibe is a well-known place, and there is a lot of information available on the internet and also to be found in other travel reports. I will therefore only briefly discuss the parks and the lemurs we saw.

We stayed 5 nights in Hotel Feon' ny Ala and had a perfect stay. The reviews of this hotel are mixed and the main reason for this are probably the different kind of accommodation they have. We had a new bungalow (front row) at the far end of the park. This couldn't be better value for money (€ 35/night): clean, good bathroom with hot water, wifi (Starlink), a nice balcony with a lazy chair and 3 species of lemur (**Indri**, **Brown Lemur** and **Diademed Sifaka**) seen from the balcony!! Because of the riots the number of tourists had dropped, so this probably helped in our very, very positive stay we had in this accommodation. The service in the restaurant and the food itself were also good.



VOI MMA Parc

VOI M.M.A (Vondron'Olona Miaro Mitia Ala, meaning "the villagers who love and protect the forest") is a community-managed reserve located in Andasibe. Although quite small in size, the reserve is easy accessible (the terrain is mostly flat), and offers good opportunities to observe the Indri. Be aware that there is just 1 family of **Indri** in the park and most of the time they stay high up in the trees.



Eastern Lesser Bamboo Lemur



(Common) Brown Lemur

During our morning walk (with a mandatory guide) we also spotted the **(Common) Brown Lemur** and the **Eastern Lesser Bamboo Lemur** (primate species number 200 for Alex). The 'normal' place where people see this species is in the bamboo near the entrance to the nearby Réserve spéciale d'Analamazaotra.

Parc Mitsinjo

This community-managed reserve is larger and the terrain is more rugged than VOI MMA. A few families of **Indri** and **Diademed Sifakas** live here. The Indris in Mitsinjo played a starring role in BBC documentaries about this species. They are fully habituated and are often found low in the vegetation, sometimes even almost on the ground. Some guides break off a few twigs from their favorite food to lure them down. We asked them not to do that with us.


Besides the Indri, Diademed Sifakas can also be found. We were lucky that both species were sitting close together, noting that the Sifakas are not even much smaller than the Indris. On both mornings, we spent about 1.5 hours with the Indris, without any other tourists around. A unique experience and clearly the result of the negative travel advice for Madagascar at that time.

We also went on a night walk twice in Mitsinjo, but that mainly yielded **Goodmann's Mouse Lemurs**. Shortly after the start of the night walk, a large group of 10+ animals were running around in a few bushes; very cool to see.


The quality of the guides in Mitsinjo varied greatly. We had an excellent guide twice, but also a 'bad one' during one of the night walks. She simply didn't listen to my wishes. I made it very clear that I was only interested in lemurs, but she kept pointing out frogs, insects, chameleons, birds, etc...



Goodmann's Mouse Lemur



Diademed Sifaka



Indri

Andasibe Mantadia National Park

This national park is located north of Andasibe. Tickets and a guide can be arranged at the entrance to the Réserve spéciale d'Analamazaotra in Andasibe. Once again, we had a rather stubborn guide. We had clearly told her that the **Black-and-White Ruffed Lemur** was the main goal of the trip to the national park. Yet, we stopped along the way to tape a few birds... In the end, we arrived too late in the area where this lemur species lives. The black-and-white ruffed lemur is often found in the treetops and is difficult to spot unless they are calling. And they had been calling earlier that morning... Fortunately, we did get good views of

Diademed Sifakas and **Indri**. The road in the national park was quite poor, but perfectly manageable for a vehicle with high clearance. It took us about 1,5 hours to drive from our lodge to the research camp where you can spot the Black-and-White Ruffed Lemur in the morning. If it has rained heavily recently, the road in the park is a different story.....

Maromizaha Protected Area

This area is not very well known among mammalwatchers, but more so among birdwatchers. Alex visited this area once in the evening, together with the keen mammalwatchers Jonas Livet and Ruta Vaicekauskaitė. We spoke online a few times with them following a travel report on mammalwatching.com and it turned out we were staying in the same accommodation for 2 nights at the same time! Jonas and Ruta are good and enthusiastic nature lovers with excellent equipment and skills. Two lemur species occur in this forest reserve that are rarely, if ever, found in the other reserves in/around Andasibe: the Weasel Sportive Lemur and the Hairy-eared Dwarf Lemur. Unfortunately, we were unable to find the latter, but thanks to Jonas's thermal scope, we did find the **Weasel Sportive Lemur**! Moreover, we got a very beautiful view of the **Eastern Woolly Lemur** a few times. Jonas had arranged the transport and a local guide (Etienne). Alex had a fantastic evening in this off the beaten track reserve!



Eastern Woolly Lemur



Weasel Sportive Lemur. Photo by Jonas Livet

Private forest Eulophiella lodge

We slept one night at the Eulophiella Lodge. This is an upmarket lodge (approximately €125/night) located away from the 'hustle and bustle' of Andasibe in a normal tourist season. Moreover, they have a private forest, which is unfortunately only accessible at night (with a guide). During the day, the forest is not accessible because the owner is afraid that tourists will stray from the path (to take better photos, for example) and damage the vegetation. Alex went on a night walk once with two guides from the lodge. Because the guides speak no English and hardly any French, communication was difficult. Upon returning to the lodge, it turned out that the guides had seen a **Hairy-eared Dwarf Lemur**, but could not make this clear to Alex.... A few days later, Jonas and Ruta went on the same night walk with their guide Etienne (and the local guides) and eventually did see this lemur species. It is a shy species that immediately seeks cover when illuminated by a torch. It took Jonas and Ruta a lot of patience and effort to get a good look at the animal and photograph it. The good news is that this rare species occurs in the Eulophiella private forest and that it is wise to have someone with you who speaks both Malagasy and English/French. **Goodmann's Mouse Lemur** and **Eastern Woolly Lemurs** were seen very well during the night walk.

Lemur species seen (*bold+italic* are lifers)

1. Red Ruffed Lemur	<i>Varecia rubra</i>	Masoala Peninsula
2. Masoala Sportive Lemur	<i>Lepilemur scottorum</i>	Masoala Peninsula
3. Greater Dwarf Lemur	<i>Cheirogaleus major</i>	Masoala Peninsula
4. Masoala Mouse Lemur	<i>Microcebus ssp</i>	Masoala Peninsula
5. White-fronted Brown Lemur	<i>Eulemur albifrons</i>	Masoala Peninsula
6. Aye-Aye	<i>Dauentonia madagascariensis</i>	Parc Tropical de Farankaraina
7. Ring-tailed Lemur	<i>Lemur Catta</i>	Berenty
8. Verraux's Sifaka	<i>Prophitecus verreauxi</i>	Berenty
9. Petter's Sportive Lemur	<i>Lepilemur petteri</i>	Berenty
10. Gray-Brown Mouse Lemur	<i>Microcebus griseorufus</i>	Berenty
11. Rusty-gray Lesser Bamboo Lemur	<i>Hapalemur meridionalis</i>	Nahampoana Reserve
12. Collared Brown Lemur	<i>Eulemur collaris</i>	Nahampoana Reserve
13. Anosy Mouse Lemur	<i>Microcebus tanosi</i>	Nahampoana Reserve
14. Southern Woolly Lemur	<i>Avahi meridionalis</i>	Sainte-Luce Reserve
15. Thomas' Dwarf Lemur	<i>Cheirogaleus thomasi</i>	Sainte-Luce Reserve
16. Alaotra Reed /Bamboo Lemur	<i>Hapalemur alaotrensis</i>	Lac Alaotra
17. Weasel Sportive Lemur	<i>Lepilemur mustelinus</i>	Andasibe
18. Crossley's Dwarf Lemur	<i>Cheirogaleus crossleyi</i>	Andasibe
19. Eastern Lesser Bamboo Lemur	<i>Hapalemur griseus</i>	Andasibe
20. Indri	<i>Indri indri</i>	Andasibe
21. Diademed Sifaka	<i>Propithecus diadema</i>	Andasibe
22. (Common) Brown Lemur	<i>Eulemur fulvus</i>	Andasibe
23. Eastern Woolly Lemur	<i>Avahi laniger</i>	Andasibe
24. Goodmann's Mouse Lemur	<i>Microcebus lehilahytsara</i>	Andasibe

Lemur species missed (targets)

- **Masoala Woolly Lemur/Moore's Woolly Lemur** (*Avahi mooreorum*). A family of this species has a favorite tree along the beach in Masoala, but they could not be found there during our stay.
- **Seal's Sportive Lemur** (*Lepilemur seali*). Other people have sometimes seen this species in the Parc Tropical de Farankaraina. Finding the Aye-Aye was our main goal in the Parc Tropical de Farankaraina. Because we didn't find it until the third evening, we had little time (and energy) to go for the Seal's Sportive lemur.
- **White-footed Sportive Lemur** (*Lepilemur leucopus*). Normally, this species is quite easy to see in the spiny forest of Andohahela National Park. Unfortunately, this part of the park was closed to visitors due to a cyclone that passed over the area earlier that year. There were still many fallen trees on the path.
- **Hairy-eared Dwarf Lemur** (*Allocebus trichotis*). See see the information under the heading Private forest Eulophiella lodge. Very occasionally, this species is spotted in other forest areas around Andasibe, but guides report seeing it no more than once or twice a year.

Lemur species not seen (no targets, seen in previous trips)

- **Northern Bamboo Lemur** (*Hapalemur occidentalis*). This species is regularly seen in dense bamboo on the grounds of Chez Arol in Masoala. Since we had already seen this species during a previous trip, we did not make an effort to see it again.
- **Grey Mouse Lemur** (*Microcebus murinus*). This species has a large distribution area in Madagascar. In Berenty, an isolated population lives in the denser forest. The guide in Berenty was not interested in going looking for this species with us.
- **Black-and-White Ruffed Lemur** (*Varecia variegata*). We have seen this species before in Ranomafana. It cannot be seen in the parks in or around Andasibe itself, but it can be found in Andasibe Mantadia National Park. Because the guide insisted on showing us a few bird species on the way to that park, we were too late to hear the 'song' of this species. Since the species stays mainly in the treetops, it is difficult to locate without its characteristic call.

Other mammals seen

We saw a few other mammal species during the trip:

- **Lowland streaked tenrec** (*Hemicentetes semispinosus*). A few of these funny creatures were seen in Parc Tropical de Farankaraina.
- **Madagascar Flying Fox** (*Pteropus rufus*). A colony was seen in Berenty. According to our guide he was not allowed to show the colony to us, but there were a lot of small trails leading towards the colony. 😊
- **Ring-tailed Vontsira** (*Galidia elegans*). One individual was seen in Masoala NP while it eating a bat.



Ring-tailed Vontsira

FINAL THOUGHTS

We have absolutely no regrets about organizing the trip to Madagascar ourselves as much as possible. This allowed us to travel at our own pace, and we ultimately saw most of the lemur species we hoped to see. The only real miss was the Masoala Woolly Lemur, which wasn't in the tree where it's supposed to be. The other misses (Seal's Sportive Lemur and the Hairy-eared Dwarf Lemur) are difficult species to spot, or the area was closed off (White-footed Sportive Lemur). We realize we were incredibly lucky that the holiday went according to plan, despite the civil unrest, the curfew, and the changed domestic flights. There were far fewer tourists, and therefore we had an unforgettable experience with the Indri and no other tourists at Berenty.

All the guides we had during the trip were local guides. Some of them were excellent, others were not good and sometimes even quite lazy or annoying. That is the charm of a self-organized trip.

Since our trip (Oct/Nov 2025), Domaine de la Cascade and Naophoana (both located near Tolonaro) have their own websites, so you can contact these places yourself to arrange a stay yourself.

If you would like to have some information about our trip, don't hesitate to get in contact with us: schouten.alex@outlook.com